




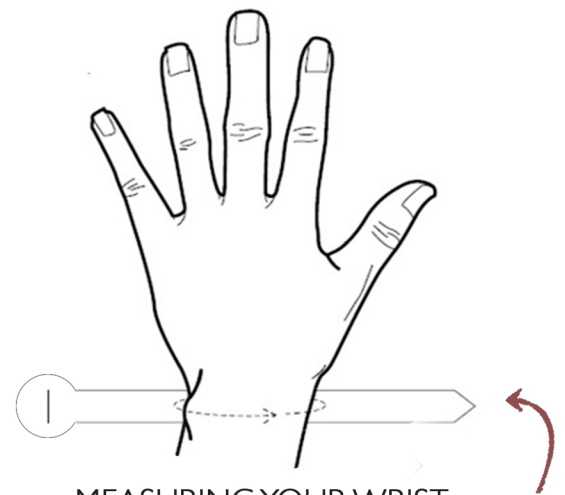
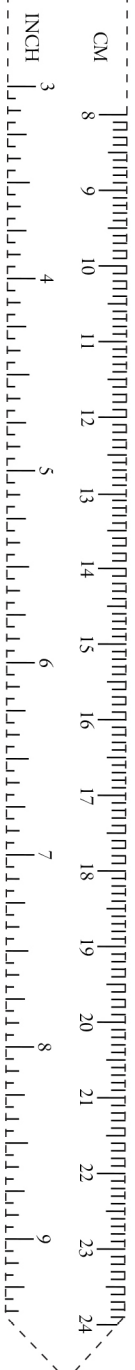
HOW TO MEASURE YOUR WRIST



MEASURING ACCURATELY

To make sure the sizer is printed accurately, make sure your credit card has the exact same length as the line above.

ATTENTION MAKE SURE YOUR PRINT SETTINGS ARE SET ON TRUE SIZE



MEASURING YOUR WRIST

After having cut out the sizer, slide the arrow-shaped end of the sizer through the "wrist size" slit. Make sure you measure it skin tight and note the measurements closest to the slit.

Maat	Polsmaat cm
XS	15-15,5
S	16-16,5
S / M	17-17,5
M	18-18,5
M / L	19-19,5
L	20-20,5
XL	21-21,5